

AG(AGM and Gel) range uses the advanced GEL design, which combines the best features of both AGM and GEL construction into one battery line, and the purity fumed silica to form sulfuric acid thixotropic Gel, and fills the batteries with vacuum to ensure complete penetration of electrolyte through separators and plates pastes.

This range battery is designed to meet the requirement of frequent cyclic and high temperature application such as boardband, PVs etc.

Applications

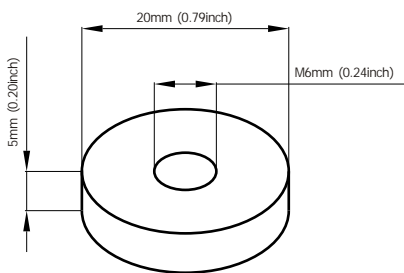
- Broadband
- Electric Powered Vehicle
- UPS
- Photovoltaic & Solar System
- Electric Powered Toy
- Control System
- Vacuum Cleaner
- Medical Equipment
- Golf Cars and Buggies
- Wheel Chairs

General Features

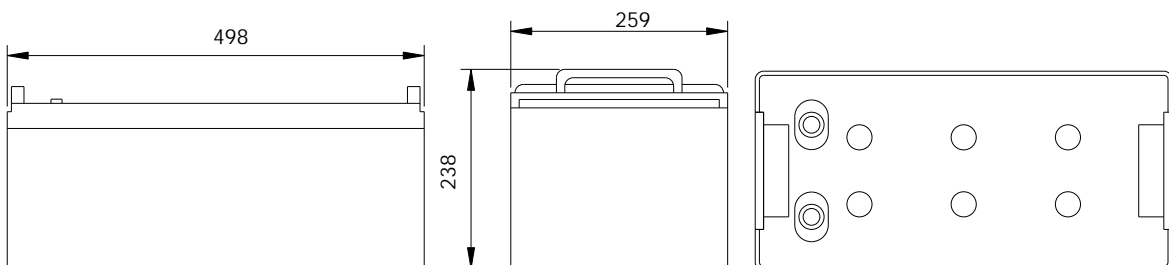
- Ideal for cyclic uses
- Good tolerance to higher temperature applications.
- ABS containers and covers(UL94HB, UL94V-0) optional.
- Safety valve installation for explosion proof.
- Higher safety & reliable construction.
- Extra durability and deep cycle ability for heavy demand applications.
- Low self discharge characteristic.
- Good tolerance to higher temperature applications.

Construction

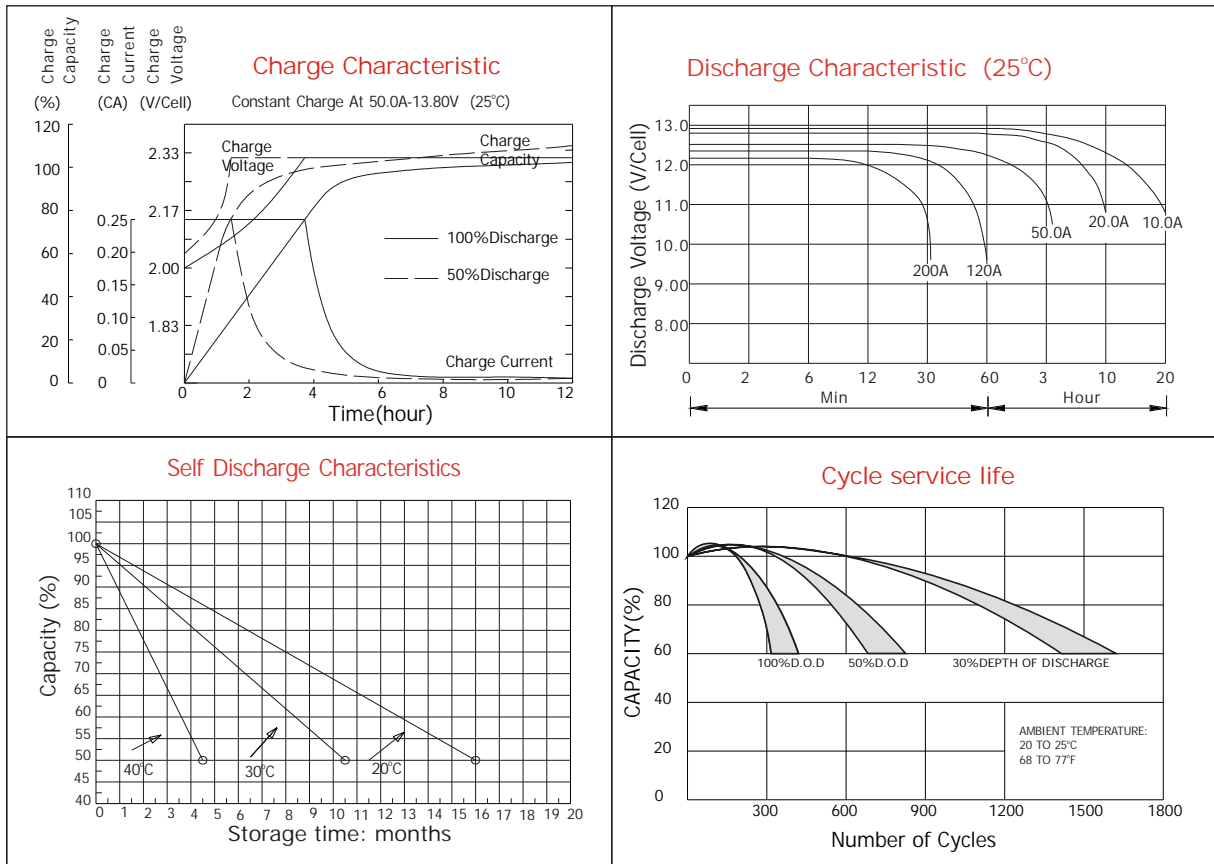
- ComponentRaw material
- PositiveLead dioxide
- NegativeLead
- ContainerABS
- CoverABS
- SealantEpoxy Resin
- Safety valveEPDR
- TerminalLead
- SeparatorAGM
- Electrolytesulfuric acid thixotropic Gel



Standard Terminal Dimensions
(Optional terminal please check terminal information page)



Battery Model	GT12-200M			
Designed Life	10 Years (Floating) or > 750 Cycles @ 50% D.O.D			
Capacity(25°C)	20HR(10.1A,1.75V)	10HR(20A,1.75V)	5HR(36.4A,1.75V)	1HR(115A,1.75V)
	204Ah	200Ah	182Ah	115Ah
Dimensions	Length	Width	Height	Total Height
	498mm(19.60inch)	259mm(10.20inch)	218mm(8.58inch)	238mm(9.37inch)
Approx. Weight	74.5Kg (163.9 lbs)			
Internal Resistance	Full charged at 25°C: 0.0028 Ohm			
Self Discharge	3% of capacity declined per month at (25°C)			
Capacity Affected by Temp.(20HR)	40°C	25°C	0°C	-15°C
	105%	100%	85%	68%
Charge Voltage(25°C)	Cycle use		Float use	
	14.4-15V(-30mV/ °C), max. Current: 50A		13.6-13.8V(-20mV/ °C)	



Constant current discharge ratings-amperes at 25°C

F. V/Time	5MIN	10MIN	15MIN	30MIN	1HR	3HR	5HR	10HR	20HR
1.60V	670	465	344	206	122	55.8	36.8	20.6	10.6
1.67V	610	425	323	202	121	55.2	36.5	20.3	10.4
1.70V	590	410	316	200	120	55.0	36.4	20.2	10.4
1.75V	532	378	300	195	115	54.4	36.4	20.0	10.2
1.80V	480	352	284	190	110	54.0	36.0	19.6	10.0
1.85V	424	305	264	180	100	48.0	34.0	19.0	9.90

Constant power discharge ratings-watts at 25°C

F. V/Time	5MIN	10MIN	15MIN	30MIN	1HR	3HR	5HR	10HR	20HR
1.60V	905	700	529	345	199	95.0	65.8	38.5	21.5
1.67V	897	696	526	344	199	94.7	65.7	38.5	21.5
1.70V	894	695	525	343	198	94.7	65.7	38.5	21.5
1.75V	884	694	520	342	198	94.2	65.5	38.3	21.5
1.80V	864	684	511	339	195	93.2	65.2	38.0	21.3
1.85V	784	642	492	328	185	89.7	63.3	37.3	20.7

