



HR(Hight Rate) range has been developed with high efficiency active materials to stimulate inside the battery with higher power output when the battery is discharged to a extent level. With high-density structure the inner resistance can be reduced to a relatively lower level, which will significantly improve the performance for high rate discharging when high power output service is needed.

Applications

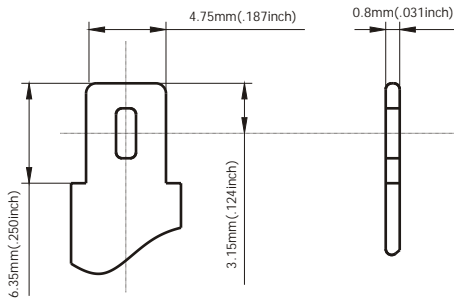
- Electric Car & Scooter
- Toys and Spot Light
- Photovoltaic Solar System
- Marine Application
- UPS
- Toy

General Features

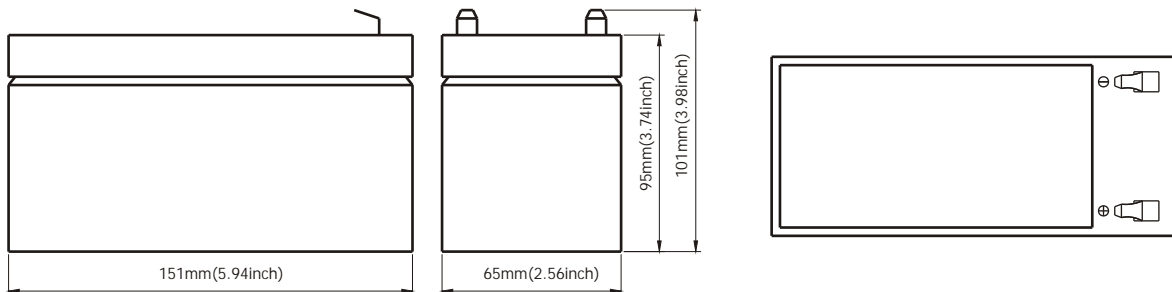
- Sealed and maintenance free operation.
- Non-Spillable construction design.
- ABS containers and covers(UL94HB, UL94V-0) optional.
- Safety valve installation for explosion proof.
- High quality and high reliability.
- Exceptional deep discharge recovery performance.
- Low self discharge characteristic.
- Flexibility design for multiple install positions.

Construction

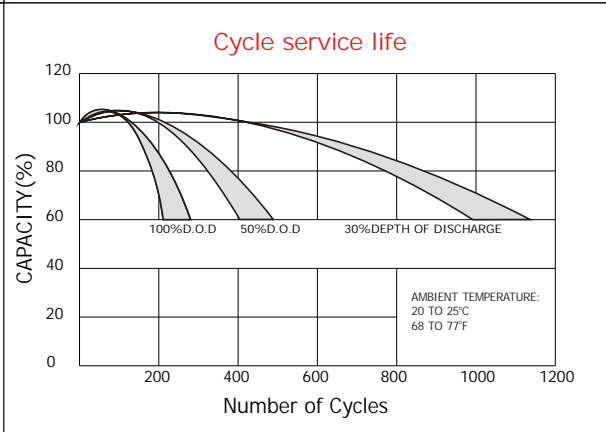
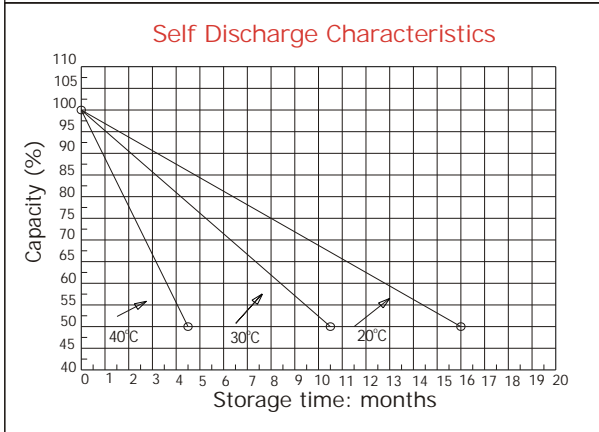
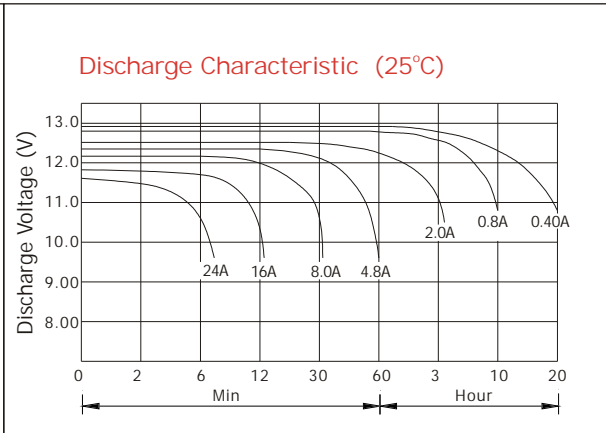
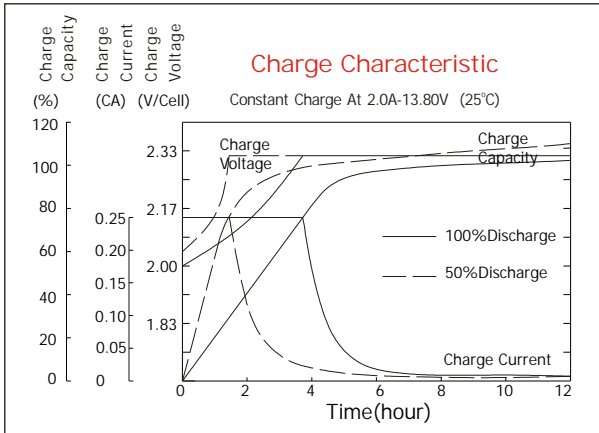
- ComponentRaw material
- PositiveLead dioxide
- NegativeLead
- ContainerABS
- CoverABS
- SealantEpoxy Resin
- Safety valveEPDR
- TerminalCopper
- SeparatorFiber glass
- ElectrolyteSulfuric acid



Standard Terminal Dimensions
(Optional terminal please check terminal information page)



Battery Model	GT12-7HR (33W to 1.67V, 15min)			
Designed Floating Life	5 Years			
Capacity(25°C)	20HR(0.4A,1.75V)	10HR(0.72A,1.75V)	5HR(1.2A,1.75V)	1HR(4.6A,1.75V)
	8.0Ah	7.2Ah	6.0Ah	4.6Ah
Dimensions	Length	Width	Height	Total Height
	151mm(5.94inch)	65mm(2.56inch)	95mm(3.74inch)	101mm(3.98inch)
Approx. Weight	2.55Kg (5.63 lbs)			
Internal Resistance	Full charged at 25°C: 0.018 Ohm			
Self Discharge	3% of capacity declined per month at (25°C)			
Capacity Affected by Temp.(20HR)	40°C	25°C	0°C	-15°C
	102%	100%	85%	65%
Charge Voltage(25°C)	Cycle use		Float use	
	14.4-15V(-30mV/ °C), max. Current: 2.4A		13.6-13.8V(-20mV/ °C)	



Constant current discharge ratings-amperes at 25°C

F. V/Time	5MIN	10MIN	15MIN	30MIN	1HR	3HR	5HR	10HR	20HR
1.60V	39.0	24.3	18.3	11.2	5.69	2.50	1.53	0.83	0.45
1.67V	36.6	23.0	17.6	10.7	5.61	2.40	1.49	0.82	0.43
1.70V	33.5	22.2	17.2	9.71	5.44	2.24	1.46	0.82	0.43
1.75V	32.9	21.5	16.6	9.22	5.18	2.17	1.43	0.82	0.42
1.80V	29.4	20.5	15.1	8.54	4.85	2.08	1.34	0.80	0.40
1.85V	26.0	19.6	13.6	7.86	4.52	2.01	1.26	0.79	0.39

Constant power discharge ratings-watts at 25°C

F. V/Time	5MIN	10MIN	15MIN	30MIN	1HR	3HR	5HR	10HR	20HR
1.60V	68.4	43.8	33.4	20.1	10.3	4.43	2.58	1.71	0.90
1.67V	66.0	42.7	33.0	19.7	10.2	4.29	2.57	1.70	0.86
1.70V	62.2	42.3	32.7	18.4	10.0	4.10	2.53	1.69	0.85
1.75V	62.6	42.2	32.4	17.9	9.83	4.00	2.51	1.66	0.83
1.80V	57.2	41.5	30.1	17.1	9.27	3.88	2.43	1.64	0.81
1.85V	51.9	39.4	27.3	16.0	8.71	3.77	2.36	1.62	0.78

