

GASTON GTS

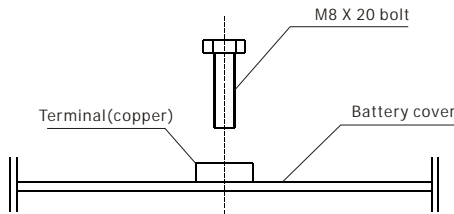
Range utilizes thick grids of modern technology so as to guarantee the design life up to 15 years. Advanced micro porous absorbent glass mat (AGM) separator, minimizing diffusion of oxygen into the separator, reduces float charge current which suppresses the corrosion rate of the positive grid, and extends the life of the battery.

Applications

- Cable Television
- Communication Equipment
- Security System
- UPS
- Control Equipment
- Medical Equipment
- Emergency Power System

General Features

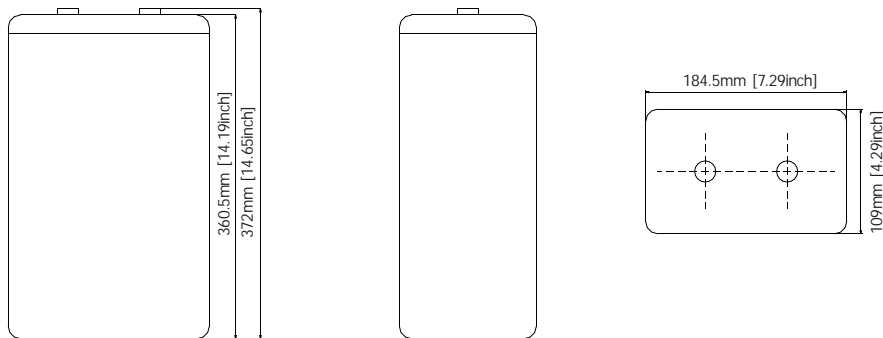
- Extra long life service design (up to 15 years).
- Non-Spillable construction design.
- ABS containers and covers(UL94HB, UL94V-0) optional.
- Safety valve installation for explosion proof.
- Higher safety & reliable construction.
- Exceptional deep discharge recovery performance.
- Low self discharge characteristic.
- Flexibility design for multiple install positions.



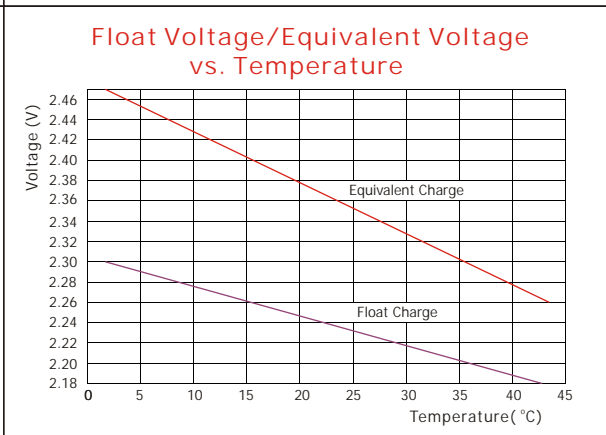
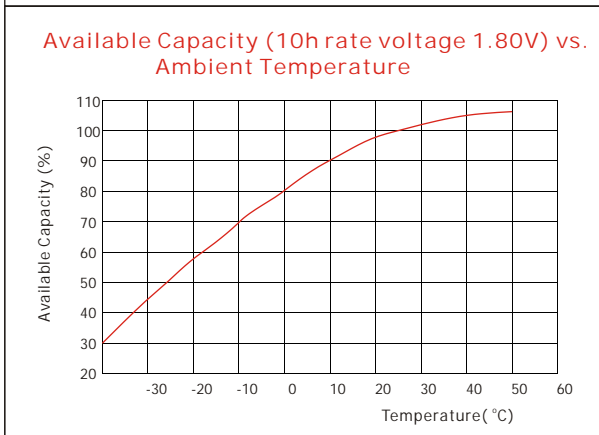
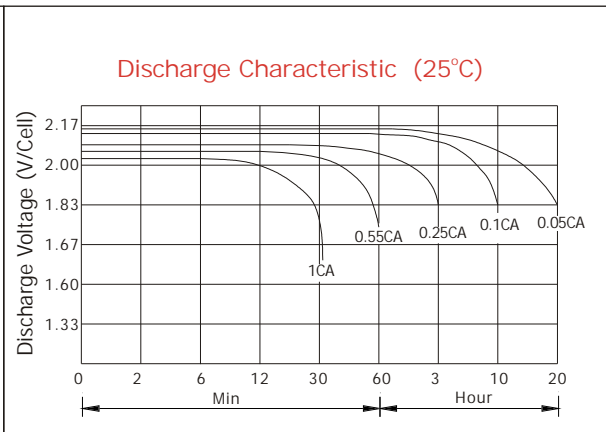
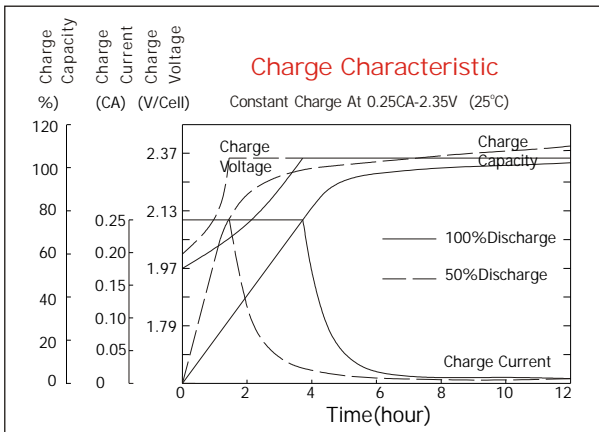
Terminal Dimensions

Construction

- ComponentRaw material
- PositiveLead dioxide
- NegativeLead
- ContainerABS
- CoverABS
- SealantEpoxy Resin
- Safety valveEPDR
- TerminalCopper
- SeparatorFiber glass
- ElectrolyteSulfuric acid



Battery Model	GTS-260E			
Designed Floating Life	15 Years			
Capacity(25°C)	10HR(26A,1.80V)	3HR(65A,1.80V)	1HR(143A,1.75V)	
	260Ah	195Ah	143Ah	
Dimensions	Length	Width	Height	Total Height
	109mm [4.29inch]	184.5 mm [7.26inch]	360.5mm [14.19inch]	372mm [14.65inch]
Approx. Weight	17.0Kg (37.4 lbs)			
Internal Resistance	Full charged at 25°C: 0.00057 Ohm			
Self Discharge	Storing for 90d capacity retention is over 94% (25°C)			
Capacity Affected by Temp.(20HR)	40°C	25°C	0°C	-15°C
	105%	100%	85%	68%
Charge Voltage(25°C)	Cycle use		Float use	
	2.35V-2.40V@25°C(-5mV/°C), max. Current: 65A		2.23V @ 25°C (-3mV/°C)	



Constant current discharge ratings-amperes at 25°C (A)

F.V/Time	5MIN	15MIN	30MIN	1HR	2HR	3HR	5HR	8HR	10HR	24HR
1.60V	433.30	362.90	288.70	169.90	100.10	73.50	49.80	34.30	28.50	12.80
1.70V	374.20	317.20	236.80	153.90	94.20	69.60	48.20	33.20	27.70	12.70
1.75V	366.60	300.30	220.10	146.70	90.90	67.40	46.80	32.80	27.30	12.60
1.80V	343.00	283.10	205.90	137.50	87.00	65.40	45.80	32.20	26.70	12.10
1.85V	303.70	251.10	183.60	124.10	78.50	62.00	44.20	31.20	26.00	11.90
1.90V	261.10	212.30	157.50	110.20	73.60	58.20	42.60	30.10	25.10	11.70

Constant power discharge ratings-watts at 25°C (W/Cell)

F.V/Time	5MIN	15MIN	30MIN	1HR	2HR	3HR	5HR	8HR	10HR	24HR
1.60V	736.60	616.90	491.20	350.10	225.90	167.30	110.50	73.80	60.20	27.20
1.70V	673.50	571.00	453.00	308.00	201.20	151.40	104.20	69.50	57.10	26.10
1.75V	652.50	549.50	437.60	296.00	194.10	145.90	101.70	66.90	56.20	25.90
1.80V	634.50	523.80	422.10	289.10	190.50	140.70	98.80	65.20	55.30	25.50
1.85V	577.00	477.00	375.40	263.00	175.00	133.20	94.20	63.10	53.20	24.50
1.90V	509.20	414.00	316.60	226.50	151.90	123.60	88.00	59.00	49.30	22.90