

GASTON GTS

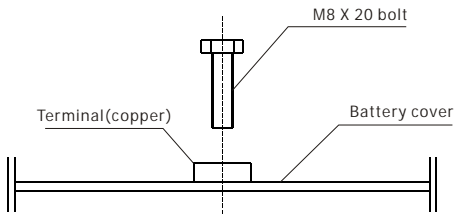
Range utilizes thick grids of modern technology so as to guarantee the design life up to 15 years. Advanced micro porous absorbent glass mat (AGM) separator, minimizing diffusion of oxygen into the separator, reduces float charge current which suppresses the corrosion rate of the positive grid, and extends the life of the battery.

Applications

- Cable Television
- Communication Equipment
- Security System
- UPS
- Control Equipment
- Medical Equipment
- Emergency Power System

General Features

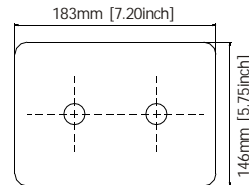


- Extra long life service design (up to 15 years).
- Non-Spillable construction design.
- ABS containers and covers(UL94HB, UL94V-0) optional.
- Safety valve installation for explosion proof.
- Higher safety & reliable construction.
- Exceptional deep discharge recovery performance.
- Low self discharge characteristic.
- Flexibility design for multiple install positions.



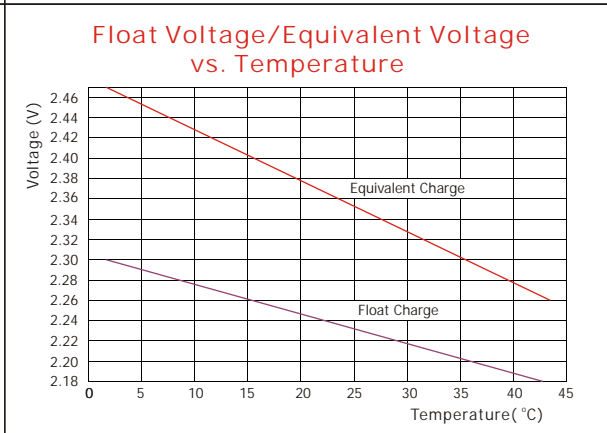
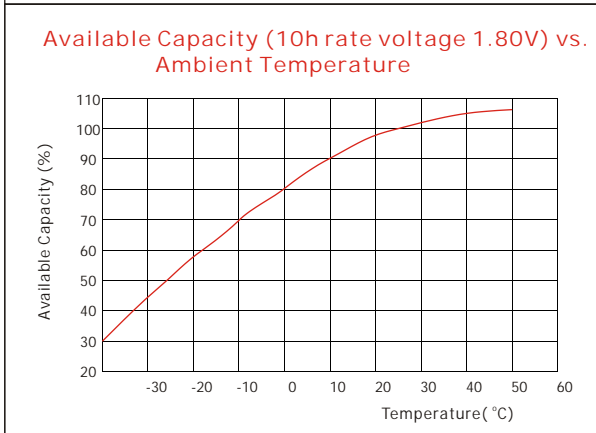
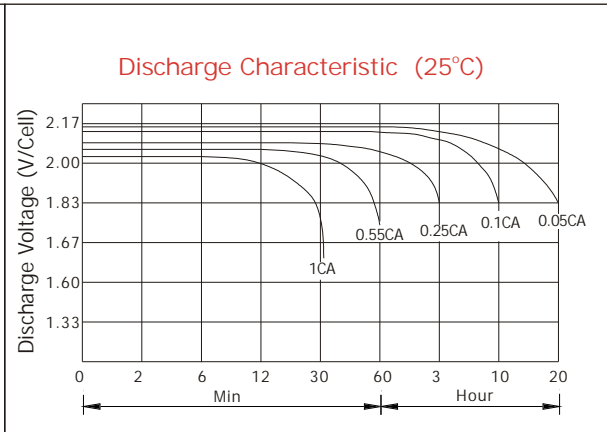
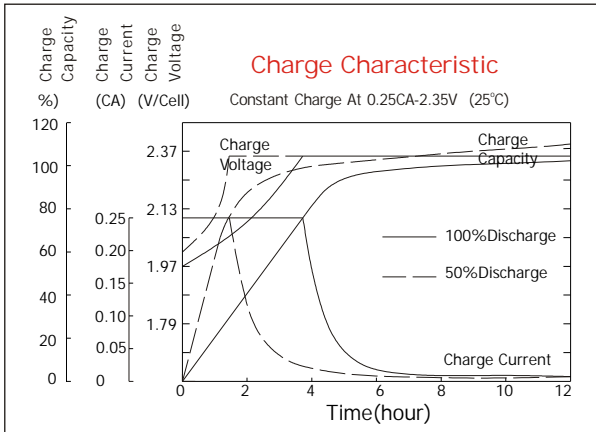
Terminal Dimensions

Construction

- ComponentRaw material
- PositiveLead dioxide
- NegativeLead
- ContainerABS
- CoverABS
- SealantEpoxy Resin
- Safety valveEPDR
- TerminalCopper
- SeparatorFiber glass
- ElectrolyteSulfuric acid



Battery Model	GTS-300			
Designed Floating Life	15 Years			
Capacity(25°C)	10HR(30A,1.80V)	3HR(75A,1.80V)	1HR(165A,1.75V)	
	300Ah	225Ah	165Ah	
Dimensions	Length	Width	Height	Total Height
	146mm [5.75inch]	183 mm [7.20inch]	359mm [14.13inch]	371mm [14.61inch]
Approx. Weight	22Kg (48.5 lbs)			
Internal Resistance	Full charged at 25°C: 0.00047 Ohm			
Self Discharge	Storing for 90d capacity retention is over 94% (25°C)			
Capacity Affected by Temp.(20HR)	40°C	25°C	0°C	-15°C
	105%	100%	85%	68%
Charge Voltage(25°C)	Cycle use		Float use	
	2.35V-2.40V@25°C(-5mV/°C), max. Current: 75A		2.23V @ 25°C (-3mV/°C)	



Constant current discharge ratings-amperes at 25°C (A)

F.V/Time	5MIN	15MIN	30MIN	1HOUR	2HOUR	3HOUR	5HOUR	8HOUR	10HOUR	24HOUR
1.60V	505	423	313	198	117	85.6	58.1	40.0	33.2	14.9
1.65V	467	394	300	188	114	83.5	56.6	39.4	32.8	14.9
1.70V	436	370	276	179	110	81.1	56.2	38.7	32.3	14.8
1.75V	416	350	257	171	106	78.6	54.6	38.2	31.9	14.6
1.80V	400	330	240	160	101	76.2	53.3	37.5	31.1	14.4
1.83V	372	310	229	150	96.8	73.7	52.1	36.8	30.5	14.1
1.85V	354	293	214	145	91.5	72.3	51.5	36.4	30.3	13.9
1.88V	329	267	201	139	89.5	70.8	51.0	36.0	30.1	13.8
1.90V	304	247	184	128	85.8	67.8	49.6	35.0	29.3	13.6
1.94V	274	220	163	114	77.5	62.3	46.0	32.8	27.6	13.2

Constant power discharge ratings-watts at 25°C (W/Cell)

F.V/Time	5MIN	15MIN	30MIN	1HOUR	2HOUR	3HOUR	5HOUR	8HOUR	10HOUR	24HOUR
1.60V	859	719	573	408	263	195	129	86.0	70.2	31.5
1.65V	817	690	542	377	242	183	124	82.8	68.5	31.1
1.70V	785	666	528	359	235	177	122	81.0	66.5	30.5
1.75V	761	641	510	345	226	170	119	78.0	65.5	30.0
1.80V	740	611	492	337	222	164	115	76.0	64.5	29.9
1.83V	699	583	464	325	213	160	113	74.5	63.3	29.3
1.85V	673	556	438	307	204	155	110	73.5	62.0	28.4
1.88V	635	515	407	288	190	150	106	71.5	60.5	27.7
1.90V	594	483	369	264	177	144	103	68.8	57.5	26.7
1.94V	537	432	331	234	164	134	97.2	66.0	55.0	26.3